

Company Report: Augusta Resource Corporation (T:AZC)

February 12, 2014

A snap shot of company officer and director insider public-market activity for the past year, recent marker data plus a list of all insider transactions and holdings.

Public Market Activity: Company Officers and Directors



Price and volume charts represent common share or trust unit transactions by company officers and directors reported in SEDI. Information on the charts may not include transactions by insiders of subsidiaries, 10% security holders or other insiders, or trades in other securities such as options or convertible debt.

One Year Public Market Bias

	Company Officers and Directors	
	Buying	Selling
CEO	\$6,371 ●	None ○
CFO	\$10,614 ▲	None ▲
OFFICER	\$116,962 ◆	-\$240,022 ◇
DIRECTOR	\$132,129 ■	-\$24,650 □
Total	\$266,077	-\$264,672
Net Buying \$1,404		

Previous Day's Marker Trading

(Insiders and Marked Significant Shareholders)

Ticker	Volume		
	Buy	Sell	Net
AZC	25,400	0	25,400

Previous day's marker trades may not be represented on the charts. Before using this data, see last page for details on Marker reports.

CEO and CFO titles of insiders are provided on a reasonable efforts basis, as are the elimination of duplicate filings across multiple accounts in net buying or selling totals. All data presented should be treated as estimates as it is based on insider filings subject to input errors. This report does not constitute a buy or sell recommendation for the security.

Report Tutorial Video: http://www.inkresearch.com/pdf_tutorial/company.html English 国语 粵語

About INK Research

Through our PDF reports, as well as our alerts, interactive charting and analytical services delivered via www.inkresearch.com, INK provides insider news and knowledge to investors.

For sales and trial subscription information please contact inquiries@inkresearch.com or call us at 604-669-4465 #333.

Latest Filings Over the Past 12 Months - Maximum 60

● / ○ CEO
 ▲ / △ CFO
 ◆ / ◇ OTHER OFFICER
 ■ / □ DIRECTOR
 | / | ISSUER
 + / + 10% HOLDER
 - / - SUBSIDIARY EXECUTIVE
 ✱ / ✱ DEEMED INSIDER
■ - Information that has been adjusted or estimated by INK
■ - Amended filing

Transaction Date	Insider Name	Ownership Type	Nature of Transaction	Security	Price (\$)	Shares/Units	Account Change*	Account Balance
Feb 10/14	○ Clausen, Gilmour	Direct Ownership	Other	Restricted Shares	0.00	-90,000	-36.7%	155,000
Feb 10/14	□ Eppler, W. Durand	Direct Ownership	Other	Restricted Shares	0.00	-20,000	-40.0%	30,000
Feb 10/14	◇ Pace, Rod	Direct Ownership	Other	Restricted Shares	0.00	-50,000	-34.9%	93,334
Feb 10/14	◇ Stevens, Mark	Direct Ownership	Other	Restricted Shares	0.00	-15,000	-35.3%	27,500
Feb 10/14	◇ Sturgess, James Arthur	Direct Ownership	Other	Restricted Shares	0.00	-40,000	-35.8%	71,667
Feb 7/14	◇ Pace, Rod	Direct Ownership	Public market sale	Common Shares	USD 2.26	-30,000	-50.6%	29,300
Feb 6/14	◇ Pace, Rod	Direct Ownership	Public market sale	Common Shares	USD 1.812	-3,169	-5.1%	59,300
Feb 5/14	● Clausen, Gilmour	Direct Ownership	Other	Restricted Shares	0.00	90,000	58.1%	245,000
Feb 5/14	■ Eppler, W. Durand	Direct Ownership	Other	Restricted Shares	0.00	20,000	66.7%	50,000
Feb 5/14	◆ Newman, Lance Carl	Direct Ownership	Other	Restricted Shares	0.00	15,000	69.2%	36,668
Feb 5/14	◆ Pace, Rod	Direct Ownership	Other	Restricted Shares	0.00	50,000	53.6%	143,334
Feb 5/14	◆ Stevens, Mark	Direct Ownership	Other	Restricted Shares	0.00	15,000	54.5%	42,500
Feb 5/14	◆ Sturgess, James Arthur	Direct Ownership	Other	Restricted Shares	0.00	40,000	55.8%	111,667
Feb 3/14	◇ Newman, Lance Carl	Direct Ownership	Other	Restricted Shares	0.00	-15,000	-40.9%	21,668
Jan 30/14	◆ Arnold, Katherine Ann	Direct Ownership	Other	Common Shares	0.00	2,500	5.0%	52,127
Jan 30/14	◇ Arnold, Katherine Ann	Direct Ownership	Other	Restricted Shares	0.00	-2,500	-16.7%	12,500
Jan 30/14	● Clausen, Gilmour	Direct Ownership	Other	Common Shares	0.00	15,000	1.0%	1,462,660
Jan 30/14	○ Clausen, Gilmour	Direct Ownership	Other	Restricted Shares	0.00	-15,000	-8.8%	155,000
Jan 30/14	◆ Jang, Gordon	Direct Ownership	Other	Common Shares	2.000	2,500	3.2%	80,000
Jan 30/14	◇ Jang, Gordon	Direct Ownership	Other	Restricted Share Units	2.000	-2,500	-8.3%	27,500
Jan 30/14	◆ Magolske, Charles Joseph	Direct Ownership	Other	Common Shares	0.00	2,500	4.3%	60,000
Jan 30/14	◇ Magolske, Charles Joseph	Direct Ownership	Other	Restricted Shares	0.00	-2,500	-16.7%	12,500
Jan 30/14	◆ Newman, Lance Carl	Direct Ownership	Other	Common Shares	0.00	2,500	3.1%	84,166
Jan 30/14	◇ Newman, Lance Carl	Direct Ownership	Other	Restricted Shares	0.00	-2,500	-6.4%	36,668
Jan 30/14	◆ Pace, Rod	Direct Ownership	Other	Common Shares	0.00	8,333	15.4%	62,469
Jan 30/14	◇ Pace, Rod	Direct Ownership	Other	Restricted Shares	0.00	-8,333	-8.2%	93,334
Jan 30/14	◆ Parikh, Purni	Direct Ownership	Other	Common Shares	0.00	3,333	0.9%	372,666
Jan 30/14	◇ Parikh, Purni	Direct Ownership	Other	Restricted Share Units	0.00	-3,333	-9.1%	33,334
Jan 30/14	◆ Stevens, Mark	Direct Ownership	Other	Common Shares	0.00	2,500	3.1%	82,963
Jan 30/14	◇ Stevens, Mark	Direct Ownership	Other	Restricted Shares	0.00	-2,500	-8.3%	27,500

All data based on insider regulatory filings which are subject to input errors.

* Indicates percentage change of shares or units for the account in which the security is held. Many insiders have more than one account and the balance for each is calculated separately. See Holdings Summary for balances across all ownership types as reported in SEDI.

Latest Filings Over the Past 12 Months - Maximum 60 (cont'd)

◆ / ◇ CEO
 ▲ / △ CFO
 ◆ / ◇ OTHER OFFICER
 ■ / □ DIRECTOR
 | / | ISSUER
 + / + 10% HOLDER
 - / - SUBSIDIARY EXECUTIVE
 ✳ / ✳ DEEMED INSIDER
■ - Information that has been adjusted or estimated by INK
▲ - Amended filing

Transaction Date	Insider Name	Ownership Type	Nature of Transaction	Security	Price (\$)	Shares/Units	Account Change*	Account Balance
Jan 30/14	◆ Sturgess, James Arthur	Direct Ownership	Other	Common Shares	0.00	6,667	9.1%	80,006
Jan 30/14	◇ Sturgess, James Arthur	Direct Ownership	Other	Restricted Shares	0.00	-6,667	-8.5%	71,667
Jan 30/14	◆ Warke, Richard William	Direct Ownership	Other	Common Shares	0.00	10,000	0.8%	1,224,667
Jan 30/14	◇ Warke, Richard William	Direct Ownership	Other	Restricted Share Units	0.00	-10,000	-8.7%	105,001
Jan 30/14	◆ Wong, Letitia	Direct Ownership	Other	Common Shares	0.00	2,500	26.3%	12,000
Jan 30/14	◇ Wong, Letitia	Direct Ownership	Other	Restricted Share Units	0.00	-2,500	-16.7%	12,500
Jan 28/14	◇ Newman, Lance Carl	Direct Ownership	Public market sale	Common Shares	1.730	-25,000	-23.4%	81,666
Jan 27/14	◆ Warke, Richard William	Control or Direction	Public market buy	Common Shares	1.790 - 1.800	22,000	8.1%	295,144
Jan 27/14	◆ Warke, Richard William	Direct Ownership	Option exercise	Common Shares	0.680	130,000	12.0%	1,214,667
Jan 27/14	◇ Warke, Richard William	Direct Ownership	Option exercise	Options	0.680	-130,000	-17.7%	605,000
Jan 24/14	■ Eppler, W. Durand	Direct Ownership	Option exercise	Common Shares	0.680	65,000	34.8%	251,667
Jan 24/14	□ Eppler, W. Durand	Direct Ownership	Option exercise	Options	0.680	-65,000	-24.3%	202,500
Jan 24/14	■ Jennings, Christopher Mark H...	Direct Ownership	Option exercise	Common Shares	0.680	65,000	14.1%	524,667
Jan 24/14	□ Jennings, Christopher Mark H...	Direct Ownership	Option exercise	Options	0.680	-65,000	-24.3%	202,500
Jan 24/14	◆ Warke, Richard William	Control or Direction	Public market buy	Common Shares	1.710	5,800	2.2%	273,144
Jan 23/14	◇ Pace, Rod	Direct Ownership	Public market sale	Common Shares	USD 1.544	-16,500	-23.4%	54,136
Jan 23/14	◇ Sturgess, James Arthur	Direct Ownership	Public market sale	Common Shares	USD 1.454	-5,831	-7.4%	73,339
Jan 22/14	◆ Newman, Lance Carl	Direct Ownership	Option exercise	Common Shares	0.680	50,000	88.2%	106,666
Jan 22/14	◇ Newman, Lance Carl	Direct Ownership	Option exercise	Options	0.680	-50,000	-17.5%	235,000
Jan 22/14	◇ Sturgess, James Arthur	Direct Ownership	Public market sale	Common Shares	1.451	-12,614	-13.7%	79,170
Jan 16/14	◆ Newman, Lance Carl	Direct Ownership	Option exercise	Common Shares	0.680	50,000	> 100%	56,666
Jan 16/14	◇ Newman, Lance Carl	Direct Ownership	Option exercise	Options	0.680	-50,000	-14.9%	285,000
Jan 16/14	◆ Pace, Rod	Direct Ownership	Option exercise	Common Shares	0.680	44,903	> 100%	70,636
Jan 16/14	◇ Pace, Rod	Direct Ownership	Buyback, redemption, or cancellation	Options	0.680	-35,097	-5.8%	575,000
Jan 16/14	◇ Pace, Rod	Direct Ownership	Option exercise	Options	0.680	-44,903	-6.9%	610,097
Jan 16/14	◇ Sturgess, James Arthur	Direct Ownership	Public market sale	Common Shares	1.366	-13,000	-12.4%	91,784
Jan 16/14	■ Wares, Robert	Direct Ownership	Option exercise	Common Shares	0.680	65,000	36.1%	245,000
Jan 16/14	□ Wares, Robert	Direct Ownership	Option exercise	Options	0.680	-65,000	-29.9%	152,500
Jan 15/14	◇ Sturgess, James Arthur	Direct Ownership	Public market sale	Common Shares	1.350	-21,000	-16.7%	104,784
Jan 14/14	◆ Parikh, Purni	Direct Ownership	Option exercise	Common Shares	0.680	75,000	25.5%	369,333

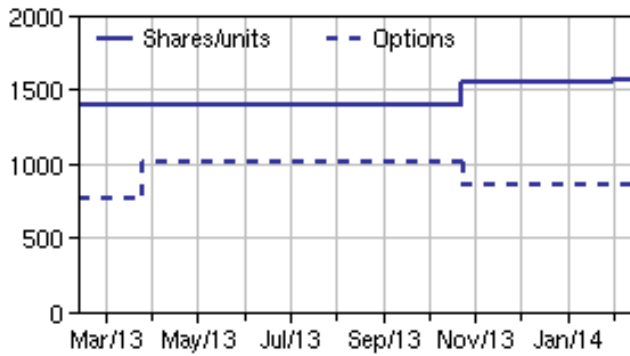
All data based on insider regulatory filings which are subject to input errors.

* Indicates percentage change of shares or units for the account in which the security is held. Many insiders have more than one account and the balance for each is calculated separately. See Holdings Summary for balances across all ownership types as reported in SEDI.

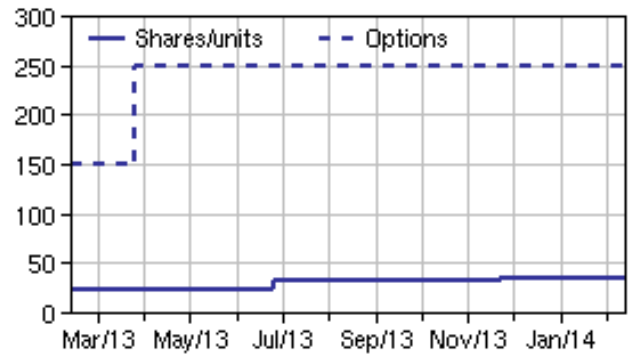
Holdings Summary

Data is based on SEDI filings. Identified former insiders who ceased to be an insider more than a year ago are not shown. Roster may include unidentified former insiders. Charts include identified former insider holdings up to the date they ceased to be an insider. Insiders and their holdings are only included under one insider category. See last page for regulatory insider filing relationship definitions.

CEO's Holdings (000's)



CFO's Holdings (000's)



Clausen, Gilmour

Relationship as filed with regulators: 4, 5

Latest filing date: February 10, 2014

Direct Ownership

Common Shares	1,462,660
Options	860,000
Restricted Shares	155,000

Control or Direction

Common Shares	112,500
---------------	---------

Longpre, Joseph Maurice

Relationship as filed with regulators: 5

Latest filing date: November 21, 2013

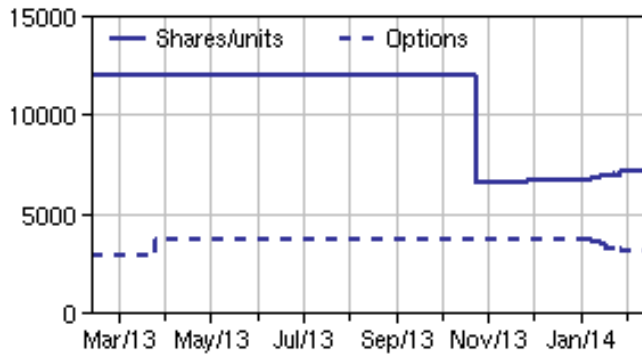
Direct Ownership

Common Shares	35,000
Options	250,000
Restricted Share Units	38,334

Holdings Summary (cont'd)

Data is based on SEDI filings. Identified former insiders who ceased to be an insider more than a year ago are not shown. Roster may include unidentified former insiders. Charts include identified former insider holdings up to the date they ceased to be an insider. Insiders and their holdings are only included under one insider category. See last page for regulatory insider filing relationship definitions.

Other Officers' Holdings (000's)



Arnold, Katherine Ann

Relationship as filed with regulators: 5
Latest filing date: January 30, 2014

Direct Ownership

Common Shares	52,127
Options	200,000
Restricted Shares	12,500

Jang, Gordon

Relationship as filed with regulators: 5
Latest filing date: January 30, 2014

Direct Ownership

Common Shares	80,000
Options	250,000
Restricted Share Units	27,500
Restricted Shares	0

Control or Direction

Common Shares	25,000
---------------	--------

Magolske, Charles Joseph

Relationship as filed with regulators: 5
Latest filing date: January 30, 2014

Direct Ownership

Common Shares	60,000
Options	205,000
Restricted Shares	12,500

Control or Direction

Common Shares	5,000
---------------	-------

Newman, Lance Carl

Relationship as filed with regulators: 5
Latest filing date: February 10, 2014

Direct Ownership

Common Shares	84,166
Options	235,000
Restricted Shares	36,668

Pace, Rod

Relationship as filed with regulators: 5, 7
Latest filing date: February 11, 2014

Direct Ownership

Common Shares	29,300
Options	575,000
Restricted Shares	93,334

Parikh, Purni

Relationship as filed with regulators: 5
Latest filing date: January 30, 2014

Direct Ownership

Common Shares	372,666
Options	235,000
Restricted Share Units	33,334

Stevens, Mark

Relationship as filed with regulators: 5
Latest filing date: February 10, 2014

Direct Ownership

Common Shares	82,963
Options	245,000
Restricted Shares	27,500

Other Officers' Holdings (cont'd)

Data is based on SEDI filings. Identified former insiders who ceased to be an insider more than a year ago are not shown. Roster may include unidentified former insiders. Charts include identified former insider holdings up to the date they ceased to be an insider. Insiders and their holdings are only included under one insider category. See last page for regulatory insider filing relationship definitions.

(cont. from right column of previous page)

Sturgess, James Arthur

Relationship as filed with regulators: 5

Latest filing date: February 10, 2014

Direct Ownership

Common Shares	80,006
Options	387,500
Restricted Shares	71,667

Control or Direction

Common Shares	24,700
---------------	--------

Warke, Richard William

Relationship as filed with regulators: 4, 5

Latest filing date: February 7, 2014

Direct Ownership

Common Shares	1,224,667
Options	605,000
Restricted Share Units	105,001

Indirect Ownership

Common Shares	4,686,931
Convertible Notes	5,000,000
Warrants	0

Control or Direction

Common Shares	295,144
---------------	---------

Wong, Letitia

Relationship as filed with regulators: 5

Latest filing date: February 4, 2014

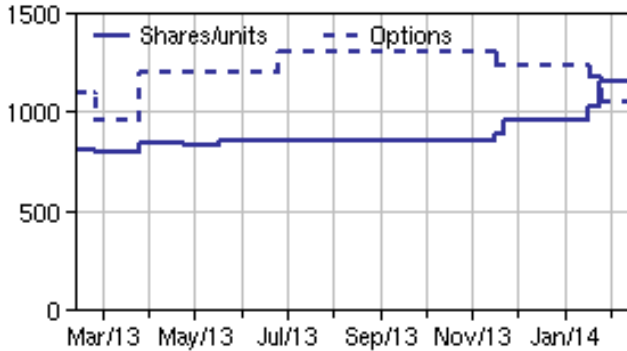
Direct Ownership

Common Shares	12,000
Options	160,000
Restricted Share Units	12,500

Holdings Summary (cont'd)

Data is based on SEDI filings. Identified former insiders who ceased to be an insider more than a year ago are not shown. Roster may include unidentified former insiders. Charts include identified former insider holdings up to the date they ceased to be an insider. Insiders and their holdings are only included under one insider category. See last page for regulatory insider filing relationship definitions.

Directors' Holdings (000's)



Baker, Timothy Clive

Relationship as filed with regulators: 4
 Latest filing date: November 22, 2013

Direct Ownership

Common Shares	123,774
Options	237,500
Restricted Share Units	30,000

Boggio, Lenard

Relationship as filed with regulators: 4
 Latest filing date: June 25, 2013

Direct Ownership

Options	100,000
---------	---------

Brodie, Derek John Robert

Relationship as filed with regulators: 4
 Date ceased to be an insider: February 24, 2013
 Latest filing date: February 7, 2012

Direct Ownership

Common Shares	-
Options	-
Restricted Share Units	-

Eppler, W. Durand

Relationship as filed with regulators: 4
 Latest filing date: February 10, 2014

Direct Ownership

Common Shares	251,667
Options	202,500
Restricted Shares	30,000

Jennings, Christopher Mark Hubert

Relationship as filed with regulators: 4
 Latest filing date: January 24, 2014

Direct Ownership

Common Shares	524,667
Options	202,500
Restricted Share Units	30,000
Warrants	0

Pirooz, Robert Pirooz

Relationship as filed with regulators: 4
 Latest filing date: April 2, 2013

Direct Ownership

Common Shares	10,000
Options	150,000
Restricted Share Units	10,000

Wares, Robert

Relationship as filed with regulators: 4
 Latest filing date: January 16, 2014

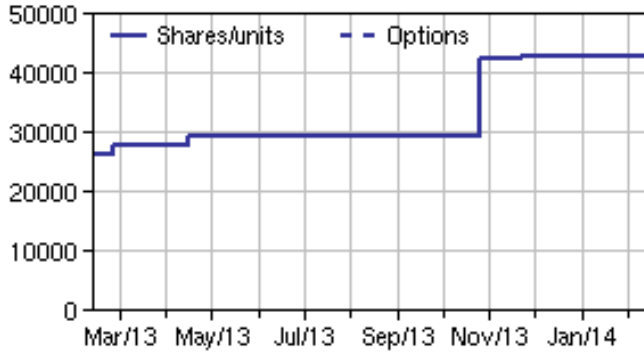
Direct Ownership

Common Shares	245,000
Options	152,500
Restricted Share Units	10,000

Holdings Summary (cont'd)

Data is based on SEDI filings. Identified former insiders who ceased to be an insider more than a year ago are not shown. Roster may include unidentified former insiders. Charts include identified former insider holdings up to the date they ceased to be an insider. Insiders and their holdings are only included under one insider category. See last page for regulatory insider filing relationship definitions.

10% Holders' Holdings (000's)



Beaty, Ross J.

Relationship as filed with regulators: 3

Latest filing date: November 22, 2013

Direct Ownership

Common Shares 1,235,000

Indirect Ownership

Common Shares 12,200,500

Convertible Notes 5,000,000

Warrants 0

Front Street Investment Management Inc.

Relationship as filed with regulators: 3

Latest filing date: October 16, 2006

Control or Direction

Common Shares 6,048,500

HudBay Minerals Inc.

Relationship as filed with regulators: 3

Latest filing date: April 19, 2013

Direct Ownership

Common Shares 23,058,585

Warrants 0

About Marker Trading Reports

The goal of Marker Trading reports is to provide investors with a "heads up" that insider or significant shareholder trading is taking place in a stock. These reports indicate if company officers, directors, and other insiders along with shareholders who own more than 10% of company shares have made a trade on either the TSX or TSX Venture Exchange during the previous trading day. This is based on preliminary information reported by the exchange which is collected from third parties. **This data is subject to error.** Once we are provided corrected information from the exchange, INK will make every reasonable effort to publish corrections to any Marker Trading report that contained inaccurate data by noting the details of the revision in the relevant INK Company Insider report. Corrections will only show up once so this report should be monitored daily if using the Marker Trading data.

The details of who bought and at what price will be reported by INK in its Latest Filing section of the Company Insider report after an insider filing is made with regulators for the Marker Trading transaction. This may involve a delay of a number of days. In addition, **some trades that show up as Marker Trading may be exempt from insider reporting requirements and in these cases details will not be reported by INK.** Some of the common exemptions granted from regular insider reporting requirements are certain purchases made in automatic employee purchase plans granted under National Instrument 55-104 or transactions made by eligible investment funds that rely on National Instrument 62-103 (Part 4). Links to these documents can be found on INK Research's website under the FAQ section, question 1 (www.inkresearch.com/faq.php#1).

It is INK's understanding that while exempt eligible investment fund transactions may be marked, such transactions may also be exempt from the marker process. Therefore, it is possible an exempt 10% shareholder may make a trade and not be marked and also not be required to make an insider filing which would show up as a transaction in the INK Company Insider report.

The term "marker" is used because brokers put a special "flag" beside any buy or sell order executed by insiders or significant holders on either the TSX or TSX Venture Exchange. **At the present time, Marker Trading reports are not available for insider trades made on alternative Canadian exchanges such as Alpha Trading Systems or on US and other foreign stock markets.**

Regulatory (SEDI) Filing Relationship Definitions

- | | |
|-----------------------------------|---|
| 1 - Issuer | 5 - Senior Officer of Issuer |
| 2 - Subsidiary of Issuer | 6 - Director or Senior Officer of 10% Security Holder |
| 3 - 10% Security Holder of Issuer | 7 - Director or Senior Officer of Insider or Subsidiary of Issuer (other than in 4,5,6) |
| 4 - Director of Issuer | 8 - Deemed Insider - 6 Months before becoming Insider |

Disclaimer: User agrees to only use information contained in this report for the purposes as set out in section 6.2 of COMPANION POLICY 55-102CP TO NATIONAL INSTRUMENT 55-102 of the Canadian Securities Administrators and to comply with all privacy laws. INK provides general information. INK is not an investment advisory service, a financial planner, an investment advisor nor a securities advisor. INK does not purport to tell people, or suggest to people, what they should buy or sell for themselves. Opinions and recommendations contained herein should not be construed as investment advice. Do not assume that any recommendations, insights, charts, theories, or philosophies will ensure profitable investment. Users should always consult with and obtain advice from their professional licensed financial advisor, including their tax advisor, to determine the suitability of any investment. INK recommends that anyone making an investment or trading securities do so with caution. Users should perform full due diligence and investigate any security fully before making an investment or before the execution of a security trade based upon information learned through INK. Investors should obtain annual reports and other company information to complete their own due diligence in any investment. Neither INK nor anyone affiliated with INK is responsible for any investment decision made. INK has made all reasonable efforts to ensure that all information provided is accurate at the time of inclusion; however, there may be inadvertent and occasional errors. INK makes no guarantee of accuracy or completeness. Insider transaction filings are from SEDI®; SEDI® is a registered trade-mark owned by the Alberta Securities Commission. All information and opinion expressed herein is subject to change without notice. INK employees may have an ownership or investment interest in any stock mentioned in this report. Copyright © INK Research Corp. All rights reserved.